

126 Series Datasheet



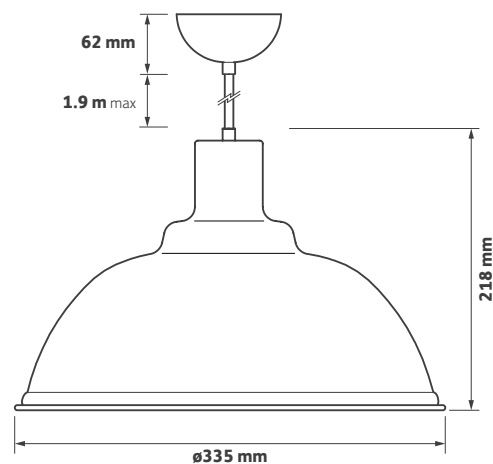
Key Features

- ▶ Decorative aluminium hand spun LED Pendant
- ▶ Replaceable E27 Philips Deco fixed output LED lamp or warm dimming Master LED lamp
- ▶ Available in three desirable colourways as standard
- ▶ Supplied with colour coordinated ceiling cup
- ▶ Bespoke paint finishes available
- ▶ Red braided cable option
- ▶ Adjustable 2 m suspension cable
- ▶ Interior finish in white satin
- ▶ Complements 127 Series

Ordering Information

Output	Power	Colour	LED Lamp Type	Model Ref.
370 lm	6 W	2200 - 2700	E27 Warm dim	126.002
500 lm	7.5 W	2700	E27 Fixed output	126.003

Technical Drawing



Options

Please select from the options below.

Black satin outer, white satin inner	/B
Grey satin outer, white satin inner	/G
Red gloss outer, white satin inner	/R
Red braided cable	/RC
Contact sales for product variations	



126 Series Options and Accessories

Options



126.002
Warm dim (E27)



126.003
Fixed output (E27)




/B
Black satin outer, white satin inner



/G
Grey satin outer, white satin inner



/R
Red gloss outer, white satin inner



/RC
Red braided cable



Product variations
Other colours and specifications
available on request



Linear pendants available
Please see 127 Series datasheet

126 Series Options and Accessories

Options



126.002
Warm dim (E27)



126.003
Fixed output (E27)




/B
Black satin outer, white satin inner



/G
Grey satin outer, white satin inner




/R
Red gloss outer, white satin inner



/RC
Red braided cable



Product variations
Other colours and specifications
available on request



Linear pendants available
Please see 127 Series datasheet

126 Series Technical

Technical Information

Mains voltage	220 - 240 V	Nominal weight	0.75 kg
Mains frequency	50 - 60 Hz	Operating ambient temperature	-20°C to +35°C
Ingress protection from front	IP20	Mains lead	2 m 2 core black PVC
Ingress protection from rear	IP20	Colour rendering	R _a 80

Model Ref.	Lamp Rated Power	Lamp Output	Lamp Efficacy (lm/W)	Luminaire Power (W)	Luminaire Output (Llm)	Luminaire Efficacy (Llm/W)	Colour Temp (K)	Optical Efficiency (%)	Power Factor	Warranty (years)
126.002	6.0	470	78.3	6.0	369	61.5	2200 - 2700	78.5	0.7	3
126.003	7.5	806	107.5	7.5	496	66.1	2700	61.5	0.5	1

Please note: Specification values may change due to rapid development of lighting technology. All performance data is taken at an ambient temperature of +25°C. Data may be rounded up/down for illustrative purposes. Tolerance range of optical and electrical data is +/-10%. We reserve the right to amend or change details without prior notification. E&OE. **MDS-160T-REV4 01/02/2017**

126 Series Life

25°C Ta (Ambient Temperature)

Model Ref.

126.002	25,000 h
126.003	15,000 h