

133 Series Datasheet

TRIDONIC
TECHNOLOGY
INSIDE


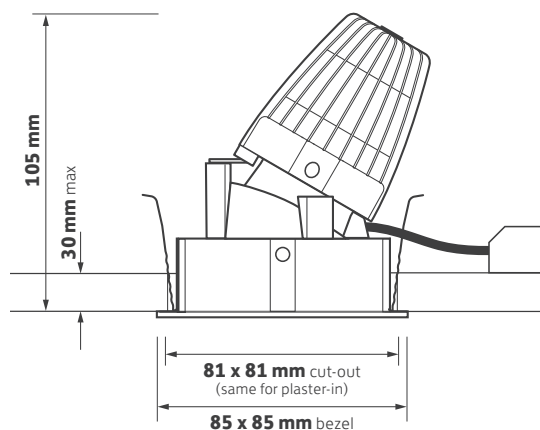
COMPLETE LIGHTING
SERVICES LIMITED
CLS



Key Features

- ▶ Low glare architectural wall wash
- ▶ Discreet minimal bezel, die-cast from pure aluminium
- ▶ Matt black darklight baffle, developed to minimise glare
- ▶ Fitted with an integral IP44 protective lens as standard
- ▶ Precision moulded 40° reflector
- ▶ Tridonic LED engine and driver system
- ▶ Excellent thermally optimised 24 super-fin die-cast heatsink
- ▶ Short circuit, overload and temperature protection
- ▶ Complements 130, 131 and 132 Series

Technical Drawing



Ordering Information

Engine Output (Lm)	Power (tcW)	Colour	Model Ref.
600	8.0	927	133.001
675	6.0	830	133.002
700	6.0	840	133.003
850	10.0	927	133.004
850	8.0	830	133.005
900	8.0	840	133.006

Options

Please select from the options below.

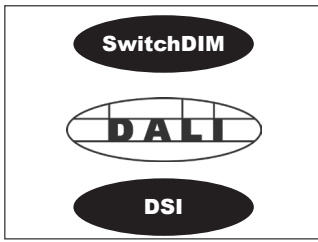
SwitchDIM, DALI or DSI	/ECO
Narrow beam reflector 20°	/NB
EM conversion	/EM
DALI and self test EM conversion	/EMD
EM conversion with integral indicator	/EMI
DALI/self test EM conversion with integral indicator	/EMDI
Plaster-in bezel version	/PI
White softlight baffle	/WSB
Ra90 High colour rendering	/9
Casambi wireless network (inc dim)	/BTC

Please note: Specification values may change due to rapid development of lighting technology. All performance data is taken at an ambient temperature of +25°C. Data may be rounded up/down for illustrative purposes. Tolerance range of optical and electrical data is +/-10%. We reserve the right to amend or change details without prior notification. E&OE. **MDS-170D-REV9 28/02/2020**

133 Series Options and Accessories




Options




/ECO
SwitchDIM, DALI or DSI



/NB
20° Narrow beam reflector



/EM
EM conversion



/EMD
DALI and self test EM conversion



/EMi
EM conversion with integral indicator




/EMDi
DALI/self test EM conversion with integral indicator



/R9
Ra90 High colour rendering



/BTC
Casambi wireless network (inc dim)



/PI
Plaster-in bezel version (cut-out 81 x 81 mm)



/TLT
Tiltable



/WSB
White softlight baffle



Product variations
Other colours and specifications available on request



Downlight available
Please see 132 Series datasheet



Round available
Please see 130 Series and 131 Series datasheets