

152 Series Datasheet

TRIDONIC
TECHNOLOGY
INSIDE

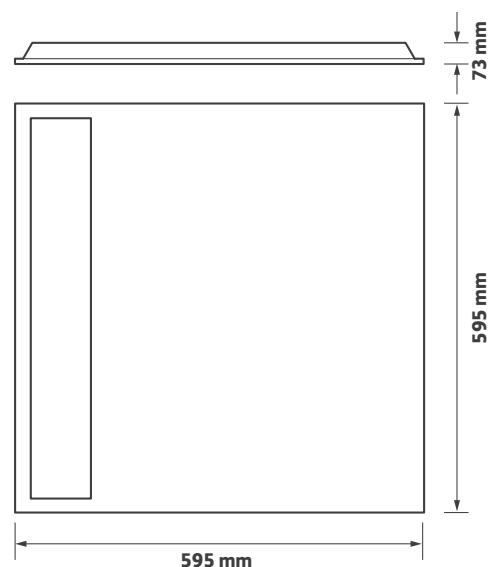
COMPLETE LIGHTING
SERVICES LIMITED
CLS



Key Features


- ▶ Adaptable 600 x 600 LED illuminated modular
- ▶ Single IP44 window for linear and patterned lighting schemes
- ▶ Excellent uniform light distribution
- ▶ Tridonic LED and driver system for optimum performance
- ▶ Excellent efficacy to aid Part L compliance
- ▶ Dimming and emergency options
- ▶ Life >60,000 hours (L70 / F10) with a 5 year warranty
- ▶ Short circuit, overload and temperature protection
- ▶ White as standard, other colours available on request

Technical Drawing



Ordering Information

Output lm	Power tcW	Colour	Model Ref.
1150	12	830	152.001
1150	12	840	152.002
1400	15	830	152.003
1400	15	840	152.004
1825	15	830	152.005
1825	15	840	152.006
2100	19	830	152.007
2100	19	840	152.008
2325	22	830	152.009
2325	22	840	152.010



Options

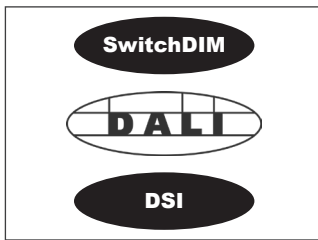
Please select from the options below.

SwitchDIM, DALI or DSI	/ECO
EM conversion	/EM
DALI EM & self-test conversion	/EMD
Single Point Connection to an ILEM product	/SPC
Contact sales for product variations	

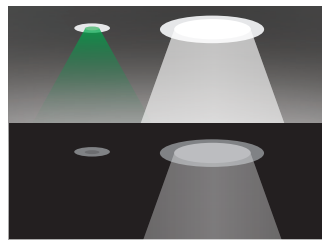
152 Series Options and Accessories



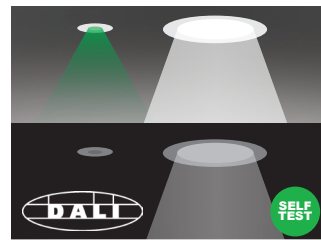
Options



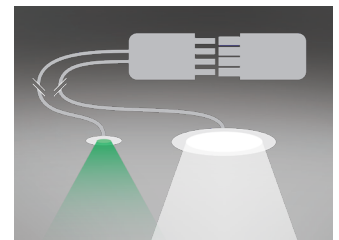
/ECO
SwitchDIM, DALI or DSI



/EM
EM conversion



/EMD
DALI EM & self-test conversion



/SPC
Single Point Connection to ILEM product