

# FRICElite Range-QLE



THE FRICE RANGE UTILISES THE LATEST LED TECHNOLOGY AND DESIGN FLAIR TO OFFER A NEW APPROACH TO CONVENTIONAL COMMERCIAL LIGHTING MEETING PART L ENERGY TARGETS AND STILL TAKING ACCOUNT OF LG7 CRITERIA




## Features

- Long life, energy efficient LEDs
- Low profile recessed body
- Simple universal recessed installation
- Evenly illuminated Satin optic
- Opportunity to introduce linear micropism central optic for contrast

**NB:** Add /EL for Emergency Lighting

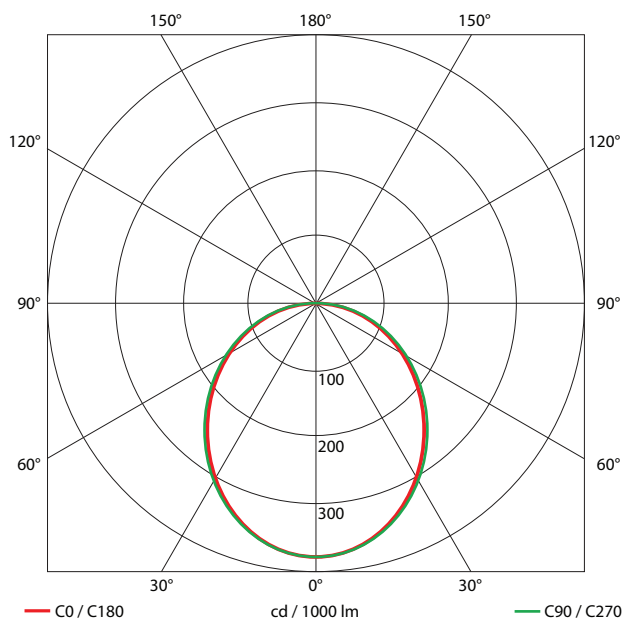
## Options

- Three hour emergency version
- DALI and DSI dimming versions
- Self-test and DALI emergency



# Frice Range

## PHOTOMETRIC DATA and MECHANICAL DETAIL



### PHOTOMETRY

LED Lumen Output	UP TO 4800 Luminaire lumens
Colour Temperature	4000K or 3000K

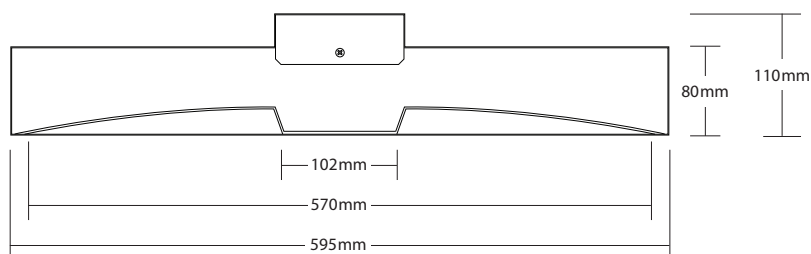
Cat Ref:

Frice/lite/QLE/\*/\*\*/\*\*\*

\*4000K or 3000K

\*\*Opal or Microprism Central Optic

\*\*\*HF or DALI/SWITCH DIM



In accordance with its policy of continuous research and product development, the company reserves the right to amend or withdraw specifications without prior notice.



**Complete Lighting Services Limited**  
 Rooksdown House, Southern Road, Basingstoke, Hants, RG21 3DZ  
 Tele: 01256 811600 Fax: 01256 811601 email: reception@completelighting.co.uk



*capability built on technology*